



Product Guide 2004

SUPERNOVA



Specifications

Axle Length: 40.25"
Brace Height: 9"
Mass Weight: 4lb 3oz
Riser Length: 23.25"
Limb Length: 16"

Peak Speeds

Omega Cam: 280
Rapid 2 (Target): 280
Rapid 2 (Turbo): 290
T-Wheel: 265

Cam Options



Omega Cam
STANDARD



Rapid 2
OPTIONAL



T-Wheel
OPTIONAL



Supernova

When designing the Supernova we had just one goal in mind. Produce the most accurate bow possible

Steadiness of aim, forgiveness and the highest build quality were all prerequisites

The advancement of today's manufacturing techniques brings this classic D-Flex designed target bow back to the forefront of competitive archery

MAX 3000



SHERWOOD
MERUN
FOREST

Specifications

Axle Length: 39.75"
Brace Height: 7.2"
Mass Weight: 4lb
Riser Length: 23"
Limb Length: 16"

Peak Speeds

Omega Cam: 298
Rapid 2 (Target): 298
Rapid 2 (Turbo): 308
T-Wheel: 283

Cam Options



Omega Cam
STANDARD



Rapid 2
OPTIONAL



T-Wheel
OPTIONAL



Max 3000

The latest and greatest in our MAX series of bows is the MAX3000

The first MAX launched in 1999 and has been our most successful bow to date. 4 years of on going development has cumulated in a highly refined piece of equipment, unmatched in both performance and quality.

Whether your chosen discipline is target, field, 3D or hunting this is best all round top performer you are going to find anywhere.

MAX-XTREME



SHERWOOD
MERLIN
FOREST

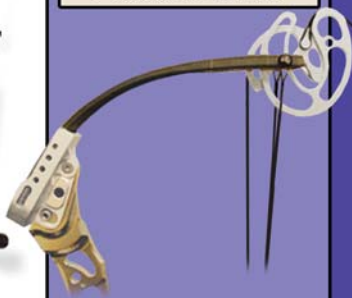
Specifications

Axle Length: 33"
Brace Height: 8"
Mass Weight: 4lb
Riser Length: 23"
Limb Length: 15"

Peak Speeds

Omega Cam: 290

Parabolic Limbs



Cam Options



Omega Cam
STANDARD



Max-Xtreme

Featuring our brand new PARABOLIC limbs, this is a simply stunning hunting bow

Compact axle length, wonderfully smooth to shoot and very quiet

Utilizing the proven geometry of the MAX riser, and the high performance Omega Cam system this is an absolute MUST for all serious bow hunters

QUEST 35



SHERWOOD
MERLYN
FOREST

Specifications

Axle Length: 35"
Brace Height: 8"
Mass Weight: 3lb 10oz
Riser Length: 18.25"
Limb Length: 16"

Peak Speeds

Omega Cam: 290
Rapid 2 (Target): 290
Rapid 2 (Turbo): 300
T-Wheel: 275

Cam Options



Omega Cam
STANDARD



Rapid 2
OPTIONAL



T-Wheel
OPTIONAL



Quest-35

35" in length and generous brace height makes this yet another highly versatile bow

Superb for hunting or a fantastic target bow for ladies and shorter draw length archers

Lightweight, fast and very quiet. The Quest 35 should be a serious contender when choosing your next bow

Try one for yourself... And be impressed

VISION PLUS & VISION



Specifications

Axle Length: 39.75"
Brace Height: 7.2"
Mass Weight: 4lb
Riser Length: 21.5"
Limb Length: 16"

Peak Speeds

Omega Cam: 298
Rapid 2 (Target): 298
Rapid 2 (Turbo): 308
T-Wheel: 283

Cam Options



Omega Cam
STANDARD
on
Vision Plus Only



Rapid 2
STANDARD
on Vision
Optional on
Vision Plus



T-Wheel
OPTIONAL
on
Vision Plus Only



Vision & Vision Plus

Pro-Fusion carbon limbs, CNC machined riser and pockets, top of the line cam systems, excellent finish and attention to detail..

What more could you ask for?

How about a bow that offers all these features at a price that puts all other bows to shame?

The Vision does just that

Unbeatable quality at an unbeatable price

Note:- The difference between the Vision and Vision Plus is the cam and colour options available

PRO-FUSION CARBON LIMBS

Pro-Fusion Limbs

Pro-Fusion is a state of the art manufacturing process far superior to any other on the market today.

Very high carbon content, and infused under total vacuum produces a limb of superb construction quality.

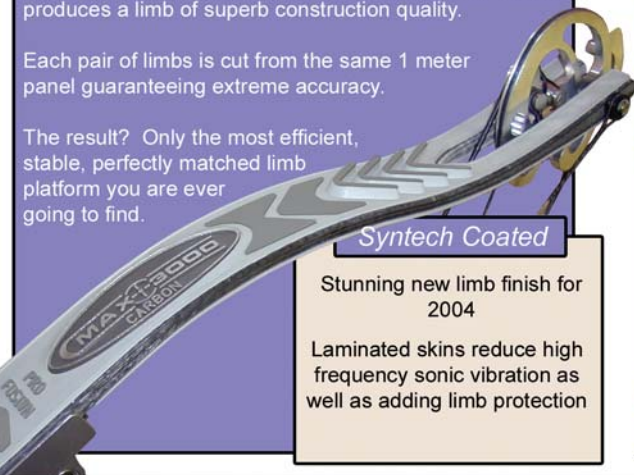
Each pair of limbs is cut from the same 1 meter panel guaranteeing extreme accuracy.

The result? Only the most efficient, stable, perfectly matched limb platform you are ever going to find.

Syntech Coated

Stunning new limb finish for 2004


Laminated skins reduce high frequency sonic vibration as well as adding limb protection



Parabolic Limbs

The Pro-Fusion process allows us to design limb shapes perfectly suited to an application without the restrictions associated with ordinary limb materials and manufacturing methods.

The Parabolic limb contour keeps shock and recoil to a minimum by reducing forward momentum, while still keeping a perfectly balanced riser style and secure limb pocket mounting angle.



Pro-Fusion
Changing the face of limb technology

CAM OPTIONS

Omega Cam



Cams have evolved. The Omega 'Hybrid' cam is that next step in the evolution of cam technology. Taking the best qualities of Single Cams, and blending them with the best qualities of Twin Cams results in a system that does, finally, offer everything.

Cam synchronization is simple. Set it once and forget about it. 65% or 70% let off, rock solid wall, smooth, fast, quiet... Don't take our word for it. Contact an Merlin dealer and try one out for yourself! You will be amazed!

Rapid 2



The Rapid 2's are at the forefront of Twin Cam design, so if your looking for a 'pure twin' you can't go wrong with the Rapid 2's. Available in two styles:- A super smooth 'target' version or an incredibly fast 'Turbo' version. And the great thing about this is that they are the same cam! You can simply switch the modules from 'Target' to 'Turbo' and boost your speed by around 13fps!

Positive stop, 65% let off and the peace of mind you get by choosing a cam technology that has won more tournaments then any other since the compound bow was invented!

T-Wheel




The smoothest drawing cam we have ever made. If your looking for a cam design for ease of draw and maximum forgiveness then this might be the one for you.

A very gradual increase in draw weight, with a short peak, and a gradual decrease in weight gives this cam the impression you are shooting a much lower poundage.

Very quiet, with virtually no shock and recoil, these T-Wheels are an absolute pleasure to shoot.

OMEGA SYSTEMS ACCESSORIES



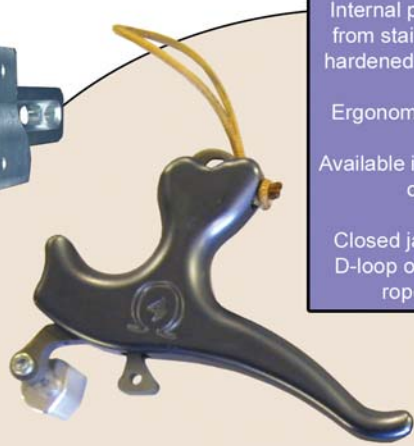
*Scope available separately

Tri-Axis Sight

- No Lock rapid adjustment
- Micro-adjustable 3rd axis
- Stainless steel quad-pin windage guide
- Front & side sight tapes
- Rugged construction for long life
- Available in black or silver

Omega Release

- Adjustable trigger travel & separate trigger pressure
- Internal parts machined from stainless steel and hardened to 50 Rockwell
- Ergonomic grip contour
- Available in 3 and 4 finger options
- Closed jaw suitable for D-loop or conventional rope release



TARGET COLOUR OPTIONS



Colours

- 1 Violet Fade
- 2 Blue Fade
- 3 Red Fade
- 4 Champagne
- 5 Sunburst Orange
- 6 Black
- 7 Silver
- 8 Red (Vision only)
- 9 Blue (Vision Only)

Note:- The Vision is only available in Red, Blue, Champagne and Camo. Vision Plus available in all colours.

Contact Details

Merlin Bows (Head Office)
 Bull In The Hollow
 Leicester Road
 Loughborough
 LE12 8UE, ENGLAND
 Phone: +44 (0) 1509 233555
 Fax: +44 (0) 1509 235252
 email: info@merlin-bows.co.uk



Contact Details USA

Merlin USA
 P.O. Box 196
 Rindge
 NH 03461
 USA
 Phone: (603) 899-9888
 Fax: (603) 899-6716
 info@merlin-usa.com